

## IV 統 計



# 1 取水量

## (1) 年度別取水量及び受水量

年 度	深 井 戸 取 水 量			受水量 (B)	合 計 (A+B) = C	受水率 (B/C)
	第一浄水場	第二浄水場	計 (A)			
	m <sup>3</sup>	m <sup>3</sup>	m <sup>3</sup>	m <sup>3</sup>	m <sup>3</sup>	%
29	211,511	-	211,511	-	211,511	-
30	746,585	-	746,585	-	746,585	-
31	1,255,590	-	1,255,590	-	1,255,590	-
32	1,877,130	-	1,877,130	-	1,877,130	-
33	2,814,255	44,508	2,858,763	-	2,858,763	-
34	3,125,360	995,174	4,120,534	-	4,120,534	-
35	2,720,751	2,067,914	4,788,665	-	4,788,665	-
36	2,698,644	2,405,418	5,104,062	133,644	5,237,706	2.6
37	3,574,983	2,623,230	6,198,213	-	6,198,213	-
38	4,344,706	3,595,287	7,939,993	-	7,939,993	-
39	5,815,497	3,206,889	9,022,386	-	9,022,386	-
40	6,461,202	3,412,516	9,873,718	-	9,873,718	-
41	6,897,635	4,205,862	11,103,497	11,730	11,115,227	0.1
42	6,999,766	5,596,806	12,596,572	209,850	12,806,422	1.6
43	6,333,097	5,466,744	11,799,841	1,322,001	13,121,842	10.1
44	6,926,248	5,800,923	12,727,171	1,603,949	14,331,120	11.2
45	6,921,495	5,788,735	12,710,230	2,699,176	15,409,406	17.5
46	6,793,545	5,549,893	12,343,438	4,332,606	16,676,044	26.0
47	6,461,885	5,516,918	11,978,803	4,959,414	16,938,217	29.3
48	5,659,201	5,102,068	10,761,269	6,273,802	17,035,071	36.8
49	6,018,804	4,896,900	10,915,704	6,204,294	17,119,998	36.2
50	6,165,913	4,747,549	10,913,462	7,297,544	18,211,006	40.1
51	5,731,123	4,813,940	10,545,063	7,375,319	17,920,382	41.2
52	5,759,629	4,805,244	10,564,873	8,182,714	18,747,587	43.6
53	6,232,423	4,594,920	10,827,343	7,612,500	18,439,843	41.3
54	6,430,195	4,524,988	10,955,183	6,917,600	17,872,783	38.7
55	6,141,166	4,519,909	10,661,075	7,447,300	18,108,375	41.1
56	6,137,379	4,830,030	10,967,409	7,191,300	18,158,709	39.6
57	5,882,092	5,129,436	11,011,528	7,082,800	18,094,328	39.1
58	5,870,702	4,982,508	10,853,210	7,692,900	18,546,110	41.5
59	5,829,047	4,855,883	10,684,930	7,783,700	18,468,630	42.1
60	5,956,870	4,928,574	10,885,444	7,872,000	18,757,444	42.0
61	5,989,065	5,007,140	10,996,205	7,777,500	18,773,705	41.4
62	6,008,052	5,169,800	11,177,852	7,625,600	18,803,452	40.6
63	6,217,963	5,025,067	11,243,030	7,858,600	19,101,630	41.1
元	6,539,158	4,842,074	11,381,232	8,373,100	19,754,332	42.4
2	6,707,263	4,749,551	11,456,814	8,473,000	19,929,814	42.5
3	6,445,480	4,943,903	11,389,383	8,983,000	20,372,383	44.1
4	6,310,893	5,060,547	11,371,440	8,623,000	19,994,440	43.1
5	6,435,896	5,186,595	11,622,491	8,071,200	19,693,691	41.0

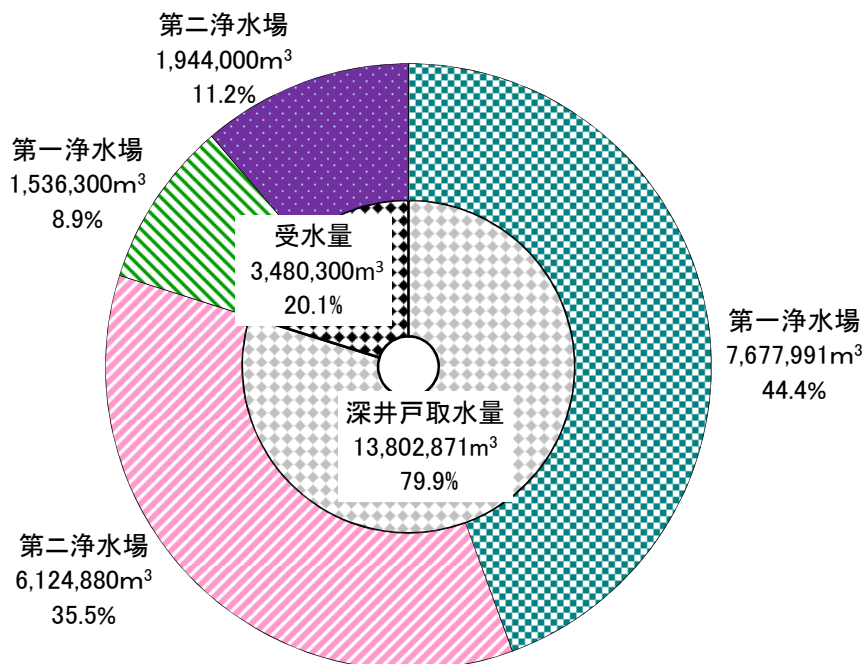
年度	深井戸取水量			受水量 (B)	合計 (A+B) = C	受水率 (B/C)
	第一浄水場	第二浄水場	計 (A)			
	m <sup>3</sup>	m <sup>3</sup>	m <sup>3</sup>	m <sup>3</sup>	m <sup>3</sup>	%
6	6,823,466	5,095,661	11,919,127	7,537,500	19,456,627	38.7
7	7,263,665	4,850,774	12,114,439	7,552,000	19,666,439	38.4
8	7,079,524	4,834,040	11,913,564	7,451,100	19,364,664	38.5
9	7,030,829	4,864,399	11,895,228	7,383,000	19,278,228	38.3
10	6,958,428	4,940,360	11,898,788	7,250,000	19,148,788	37.9
11	7,090,698	5,062,973	12,153,671	7,230,900	19,384,571	37.3
12	6,894,979	5,140,027	12,035,006	7,263,100	19,298,106	37.6
13	6,635,184	5,108,729	11,743,913	7,466,300	19,210,213	38.9
14	7,427,707	5,447,053	12,874,760	6,619,700	19,494,460	34.0
15	7,491,313	5,597,395	13,088,708	6,068,400	19,157,108	31.7
16	7,638,897	5,920,454	13,559,351	5,434,500	18,993,851	28.6
17	7,580,618	6,041,662	13,622,280	5,290,600	18,912,880	28.0
18	7,556,913	5,864,678	13,421,591	5,853,200	19,274,791	30.4
19	7,679,018	5,939,225	13,618,243	5,205,300	18,823,543	27.7
20	7,742,201	5,528,780	13,270,981	4,980,100	18,251,081	27.3
21	7,676,091	7,100,039	14,776,130	3,399,400	18,175,530	18.7
22	7,624,023	6,695,975	14,319,998	3,762,100	18,082,098	20.8
23	7,866,075	6,483,095	14,349,170	3,397,900	17,747,070	19.1
24	7,914,962	5,976,461	13,891,423	3,566,500	17,457,923	20.4
25	8,032,392	5,867,896	13,900,288	3,627,700	17,527,988	20.7
26	7,879,899	5,692,913	13,572,812	3,939,500	17,512,312	22.5
27	7,781,019	6,011,357	13,792,376	3,749,000	17,541,376	21.4
28	7,677,991	6,124,880	13,802,871	3,480,300	17,283,171	20.1

※ 昭和41年度以降の受水は、東京都から

(2) 月別取水量及び受水量

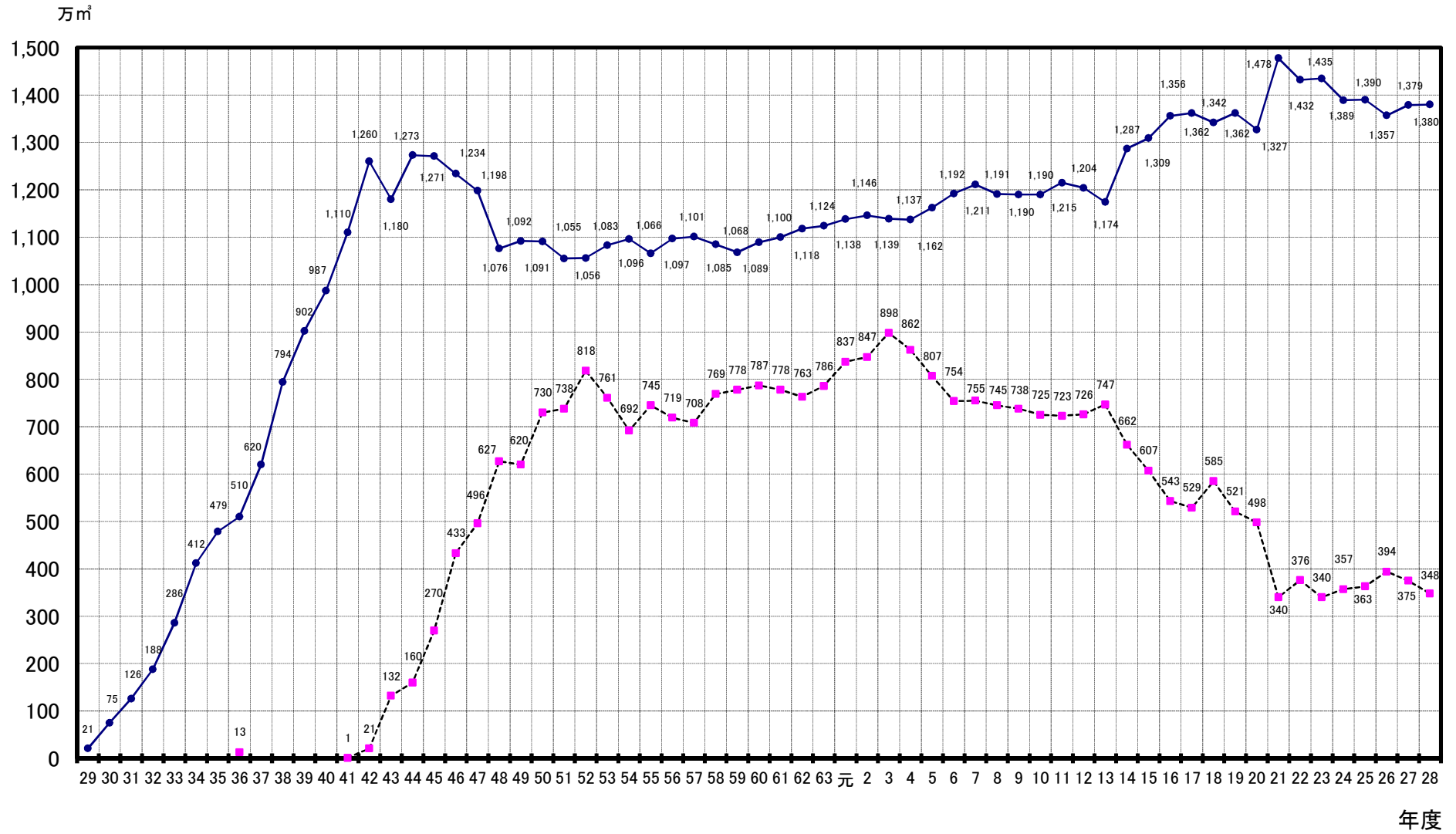
月	深井戸取水量			受水量			合計 (A+B) = C	受水率 (B/C)
	第一浄水場	第二浄水場	計 (A)	第一浄水場	第二浄水場	(B)		
	m <sup>3</sup>	m <sup>3</sup>	m <sup>3</sup>	m <sup>3</sup>	m <sup>3</sup>	m <sup>3</sup>	m <sup>3</sup>	%
4	644,385	513,455	1,157,840	121,500	151,600	273,100	1,430,940	19.1
5	662,618	527,722	1,190,340	128,500	161,600	290,100	1,480,440	19.6
6	637,916	507,565	1,145,481	133,100	163,300	296,400	1,441,881	20.6
7	656,215	520,901	1,177,116	138,900	168,900	307,800	1,484,916	20.7
8	652,605	518,105	1,170,710	101,500	146,200	247,700	1,418,410	17.5
9	631,684	495,050	1,126,734	117,000	162,600	279,600	1,406,334	19.9
10	651,085	510,118	1,161,203	132,500	174,300	306,800	1,468,003	20.9
11	629,632	499,654	1,129,286	129,200	164,100	293,300	1,422,586	20.6
12	653,201	519,932	1,173,133	139,300	171,800	311,100	1,484,233	21.0
1	624,672	521,129	1,145,801	148,400	160,300	308,700	1,454,501	21.2
2	559,385	471,512	1,030,897	147,500	155,100	302,600	1,333,497	22.7
3	674,593	519,737	1,194,330	98,900	164,200	263,100	1,457,430	18.1
計	7,677,991	6,124,880	13,802,871	1,536,300	1,944,000	3,480,300	17,283,171	20.1
1か月平均	639,833	510,407	1,150,239	128,025	162,000	290,025	1,440,264	20.1
1日平均	21,036	16,780	37,816	4,209	5,326	9,535	47,351	20.1

(3) 取水量及び受水量内訳



(4) 取水量及び受水量の推移

—●— 深井戸取水量    - - -■- - 東京都からの受水量



## 2 給水量

### (1) 年度別給水量

年度	給水量			有収水量	無収水量 無効水量	有収率	1日平均	1日最大	1人1日平均 給水量
	第一浄水場	第二浄水場	計						
	m <sup>3</sup>	m <sup>3</sup>	m <sup>3</sup>	m <sup>3</sup>	m <sup>3</sup>	%	m <sup>3</sup>	m <sup>3</sup>	ℓ
29	177,209	0	177,209	66,569	110,640	37.6	486	-	91
30	676,334	0	676,334	643,258	33,076	95.1	1,848	2,902	76
31	1,253,224	0	1,253,224	1,153,432	99,792	92.0	3,433	4,704	109
32	1,876,991	0	1,876,991	1,845,344	31,647	98.3	5,142	7,008	106
33	2,814,104	37,195	2,851,299	2,658,059	193,240	93.2	7,812	11,090	127
34	3,123,936	994,839	4,118,775	3,622,900	495,875	88.0	11,253	15,157	141
35	2,720,402	2,061,718	4,782,120	4,312,746	469,374	90.2	13,102	17,365	178
36	2,693,825	2,534,013	5,227,838	4,791,883	435,955	91.7	14,323	16,655	175
37	3,573,430	2,623,049	6,196,479	5,861,504	334,975	94.6	16,977	23,072	169
38	4,344,273	3,594,863	7,939,136	6,991,945	947,191	88.1	21,692	31,376	200
39	5,813,593	3,206,374	9,019,967	7,324,747	1,695,220	81.2	24,712	33,276	218
40	6,459,092	3,411,349	9,870,441	8,142,469	1,727,972	82.5	27,042	34,557	228
41	6,894,189	4,195,833	11,090,022	9,072,993	2,017,029	81.8	30,384	38,041	244
42	6,985,807	5,786,239	12,772,046	9,921,316	2,850,730	77.7	34,896	44,820	269
43	7,165,067	5,926,550	13,091,617	10,698,248	2,393,369	81.7	35,867	48,574	270
44	7,754,345	6,570,732	14,325,077	11,898,089	2,426,988	83.1	39,247	50,829	290
45	8,633,729	6,773,406	15,407,135	13,167,740	2,239,395	85.5	42,211	56,727	310
46	9,884,438	6,779,977	16,664,415	14,356,898	2,307,517	86.2	45,531	59,114	334
47	9,902,671	7,028,778	16,931,449	14,892,725	2,038,724	88.0	46,388	57,248	345
48	10,744,849	6,288,111	17,032,960	15,108,981	1,923,979	88.7	46,666	60,703	348
49	11,015,320	6,110,586	17,125,906	15,276,370	1,849,536	89.2	46,920	57,706	352
50	11,827,715	6,372,874	18,200,589	16,443,499	1,757,090	90.3	49,728	62,815	373
51	11,175,917	6,735,332	17,911,249	15,865,553	2,045,696	88.6	49,072	60,389	371
52	11,445,356	7,294,481	18,739,837	16,267,523	2,472,314	86.8	51,342	64,564	386
53	11,161,957	7,239,245	18,401,202	16,346,782	2,054,420	88.8	50,414	66,569	377
54	10,353,839	7,505,238	17,859,077	16,101,026	1,758,051	90.2	48,795	61,808	369
55	10,368,305	7,727,120	18,095,425	15,689,865	2,405,560	86.7	49,577	58,287	377
56	10,741,113	7,408,596	18,149,709	16,063,090	2,086,619	88.5	49,725	63,083	377

年度	給水量			有収水量 m <sup>3</sup>	無収水量 無効水量 m <sup>3</sup>	有収率 %	1日平均 m <sup>3</sup>	1日最大 m <sup>3</sup>	1人1日平均 給水量 ℓ
	第一浄水場 m <sup>3</sup>	第二浄水場 m <sup>3</sup>	計 m <sup>3</sup>						
57	10,813,218	7,251,680	18,064,898	16,180,649	1,884,249	89.6	49,493	59,387	374
58	11,208,609	7,326,813	18,535,422	16,662,272	1,873,150	89.9	50,643	60,512	379
59	10,943,300	7,520,341	18,463,641	16,973,847	1,489,794	91.9	50,585	62,344	377
60	11,134,981	7,619,409	18,754,390	16,960,746	1,793,644	90.4	51,382	61,584	380
61	11,385,824	7,387,073	18,772,897	17,266,594	1,506,303	91.9	51,433	62,764	379
62	10,982,060	7,820,384	18,802,444	16,904,810	1,897,634	89.9	51,373	68,178	380
63	11,328,511	7,771,551	19,100,062	17,554,856	1,545,206	91.9	52,329	62,773	389
元	11,750,800	8,003,415	19,754,215	17,948,186	1,806,029	90.9	54,121	62,404	402
2	11,704,283	8,222,289	19,926,572	18,062,315	1,864,257	90.6	54,593	64,013	406
3	11,877,946	8,493,017	20,370,963	18,335,863	2,035,100	90.0	55,658	64,117	416
4	11,727,368	8,264,174	19,991,542	18,357,380	1,634,162	91.8	54,771	65,457	413
5	11,456,731	8,237,578	19,694,309	18,210,969	1,483,340	92.5	53,957	62,961	403
6	11,041,930	8,417,290	19,459,220	17,967,415	1,491,805	92.3	53,313	63,622	402
7	11,406,814	8,257,253	19,664,067	17,980,132	1,683,935	91.4	53,727	61,767	406
8	11,031,478	8,332,061	19,363,539	17,635,674	1,727,865	91.1	53,051	60,538	402
9	10,771,473	8,501,622	19,273,095	17,713,968	1,559,127	91.9	52,803	61,896	397
10	10,701,091	8,447,756	19,148,847	17,715,012	1,433,835	92.5	52,463	60,395	396
11	10,957,914	8,421,220	19,379,134	17,991,856	1,387,278	92.8	52,948	59,172	398
12	10,911,140	8,364,217	19,275,357	17,880,892	1,394,465	92.8	52,809	59,455	396
13	10,799,017	8,411,060	19,210,077	17,769,575	1,440,502	92.5	52,630	60,030	393
14	11,069,486	8,423,606	19,493,092	17,796,686	1,696,406	91.3	53,406	59,932	399
15	10,598,683	8,549,961	19,148,644	17,641,265	1,507,379	92.1	52,319	59,831	392
16	10,343,254	8,646,696	18,989,950	17,748,735	1,241,215	93.5	52,027	57,896	386
17	10,314,018	8,598,862	18,912,880	17,733,693	1,179,187	93.8	51,816	57,201	380
18	10,699,413	8,575,378	19,274,791	17,721,385	1,553,406	91.9	52,808	65,559	387
19	10,492,618	8,330,925	18,823,543	17,744,958	1,078,585	94.3	51,430	56,588	376
20	9,609,701	8,641,380	18,251,081	17,400,634	850,447	95.3	50,003	55,359	365
21	9,369,191	8,806,339	18,175,530	17,297,090	878,440	95.2	49,796	55,662	362
22	9,375,423	8,706,675	18,082,098	17,282,301	799,797	95.6	49,540	55,116	358
23	9,355,675	8,391,395	17,747,070	16,890,047	857,023	95.2	48,489	53,481	351
24	9,192,062	8,265,861	17,457,923	16,827,470	630,453	96.4	47,830	51,690	343
25	9,452,692	8,075,296	17,527,988	16,772,328	755,660	95.7	48,022	52,801	339
26	9,529,699	7,982,613	17,512,312	16,674,191	838,121	95.2	47,979	52,577	336
27	9,372,019	8,169,357	17,541,376	16,721,283	820,093	95.3	47,927	53,097	334
28	9,214,291	8,068,880	17,283,171	16,570,699	712,472	95.9	47,351	52,870	327



## (2) 月別給水量

月	第一浄水場 a	第二浄水場 b	給水量 c (a + b)	有収水量 <sup>注1</sup> d (c - e)	無収水量 <sup>注2</sup> 無効水量 <sup>注3</sup> e	有収率	1日平均	1日最大	気温 <sup>注4</sup> (午後3時)
	m <sup>3</sup>	m <sup>3</sup>	m <sup>3</sup>	m <sup>3</sup>	m <sup>3</sup>	%	m <sup>3</sup>	m <sup>3</sup>	℃
4	765,885	665,055	1,430,940	1,525,100	△ 94,160	106.6	47,698	9日 50,219	22.1
5	791,118	689,322	1,480,440	1,246,514	233,926	84.2	47,756	29日 51,010	29.7
6	771,016	670,865	1,441,881	1,529,781	△ 87,900	106.1	48,063	26日 52,107	31.4
7	795,115	689,801	1,484,916	1,241,209	243,707	83.6	47,901	3日 52,870	36.9
8	754,105	664,305	1,418,410	1,546,747	△ 128,337	109.0	45,755	31日 48,581	31.4
9	748,684	657,650	1,406,334	1,229,006	177,328	87.4	46,878	25日 50,821	28.6
10	783,585	684,418	1,468,003	1,527,887	△ 59,884	104.1	47,355	2日 50,622	28.4
11	758,832	663,754	1,422,586	1,244,399	178,187	87.5	47,420	20日 50,172	20.0
12	792,501	691,732	1,484,233	1,501,146	△ 16,913	101.1	47,878	17日 50,107	11.5
1	773,072	681,429	1,454,501	1,248,134	206,367	85.8	46,919	21日 50,165	8.7
2	706,885	626,612	1,333,497	1,537,998	△ 204,501	115.3	47,625	12日 49,253	9.4
3	773,493	683,937	1,457,430	1,192,778	264,652	81.8	47,014	12日 49,394	12.1
計	9,214,291	8,068,880	17,283,171	16,570,699	712,472	95.9	47,351	7月3日 52,870	-
1か月 平均	767,858	672,407	1,440,264	1,380,892	59,373	95.9	-	-	-

※ 有収水量が給水量を超過しているのは、検針期間と給水期間との差による。

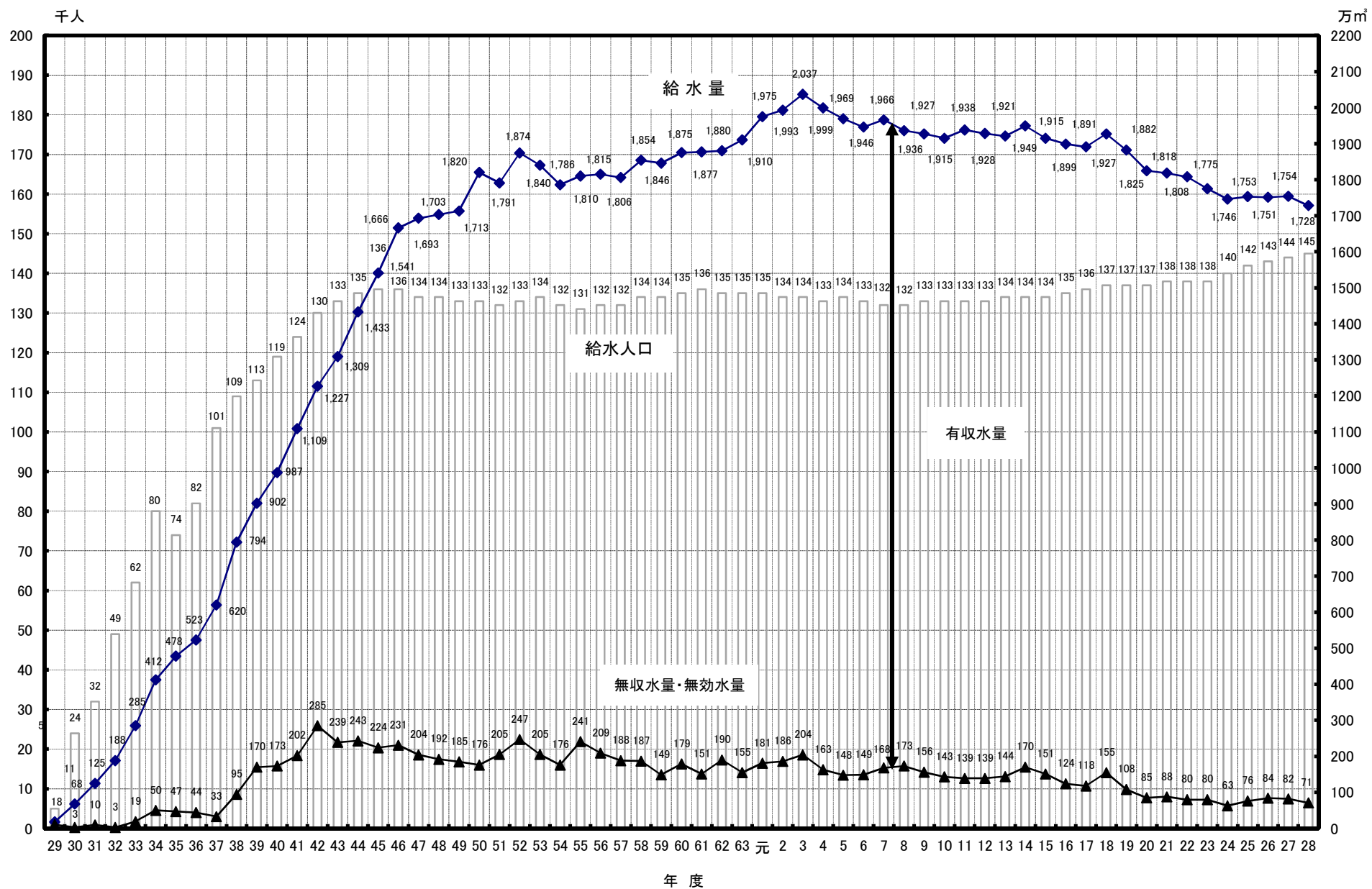
注1 有収水量 料金徴収の対象となった水量

注2 無収水量 給水量のうち料金徴収の対象とならなかった水量（メータ不感水量、事業用水量等）

注3 無効水量 給水量のうち損失とみられる水量（配水本支管、メータより上流部での給水管からの漏水量、調定減額水量、他に起因する水道施設の損傷等）

注4 気温 最大給水量を記録した日の午後3時の気温

(3) 給水人口と給水量の推移



### 3 電力使用量及び電力料金

#### (1) 年度別電力使用量及び電力料金

年度	電力使用量				電力料金				給水量1m <sup>3</sup>	給水量1m <sup>3</sup>
	第一浄水場	第二浄水場	各水源	計	第一浄水場	第二浄水場	各水源	計	当たりの電力量	当たりの電力料金
	KWH	KWH	KWH	KWH	円	円	円	円	KWH/m <sup>3</sup>	円/m <sup>3</sup>
40	3,478,036	1,854,724	—	5,332,760	16,402,653	9,505,340	—	25,907,993	0.54	1.43
45	2,167,803	1,841,832	5,681,296	9,690,931	9,293,494	7,542,951	23,781,726	40,618,171	0.63	2.17
50	2,627,528	1,887,720	5,694,482	10,209,730	22,244,826	15,975,476	48,166,130	86,386,432	0.56	4.37
55	2,320,096	1,952,971	5,609,626	9,882,693	37,626,918	31,676,732	88,472,725	157,776,375	0.55	7.92
60	2,381,089	1,723,017	5,775,134	9,879,240	39,392,135	30,479,985	92,905,372	162,777,492	0.53	7.99
元	2,229,717	1,824,366	6,150,232	10,204,315	31,586,863	25,517,643	80,436,290	137,540,796	0.52	6.96
2	2,441,893	1,864,062	6,081,927	10,387,882	34,318,397	26,223,263	79,773,044	140,314,704	0.52	7.04
3	2,256,714	1,921,020	5,984,942	10,162,676	31,491,599	26,819,814	78,100,682	136,412,095	0.50	6.70
4	2,316,114	1,886,820	5,996,082	10,199,016	31,671,572	26,539,446	78,714,117	136,925,135	0.51	6.85
5	2,313,546	1,916,760	6,048,415	10,278,721	31,552,801	26,610,650	78,370,966	136,534,417	0.52	6.93
6	2,248,494	2,022,930	6,116,905	10,388,329	30,364,279	27,289,822	78,006,771	135,660,872	0.53	6.97
7	2,209,662	2,002,590	6,019,231	10,231,483	29,564,981	26,936,064	76,016,902	132,517,947	0.52	6.74
8	2,204,298	2,005,320	5,883,058	10,092,676	29,454,623	26,723,632	74,273,667	130,451,922	0.52	6.74
9	2,343,054	2,031,816	5,774,564	10,149,434	32,630,163	28,301,079	76,871,103	137,802,345	0.53	7.15
10	2,357,394	2,057,928	5,703,592	10,118,914	30,941,957	27,005,204	71,905,773	129,852,934	0.53	6.78
11	2,455,452	2,088,840	5,732,907	10,277,199	31,257,929	26,741,474	70,197,590	128,196,993	0.53	6.62
12	2,959,854	2,104,464	5,680,400	10,744,718	38,421,928	27,852,614	72,086,431	138,360,973	0.56	7.18
13	2,872,182	2,425,319	5,504,614	10,802,115	38,591,468	32,299,019	70,752,855	141,643,342	0.56	7.37
14	2,849,748	2,528,454	5,958,042	11,336,244	37,056,745	31,676,544	66,183,719	134,917,008	0.57	6.92
15	2,917,122	2,445,984	5,854,018	11,217,124	37,921,981	31,276,077	70,189,152	139,387,210	0.59	7.28
16	2,849,748	2,528,454	5,958,042	11,336,244	36,605,986	31,416,003	69,023,098	137,045,087	0.60	7.22
17	2,857,590	2,509,296	6,165,438	11,532,324	37,330,254	31,743,955	71,852,610	140,926,819	0.61	7.45
18	2,887,566	2,476,224	6,147,968	11,511,758	39,453,833	33,690,697	75,131,852	148,276,382	0.60	7.69
19	2,868,900	2,431,488	6,197,502	11,497,890	39,803,960	33,474,589	77,471,963	150,750,512	0.61	8.01
20	2,740,596	2,447,298	5,842,932	11,030,826	42,785,124	38,019,375	82,407,993	163,212,492	0.60	8.96
21	2,688,652	2,328,258	6,475,066	11,491,976	34,952,607	30,140,039	77,664,643	142,757,289	0.63	7.86
22	2,679,294	2,303,172	6,388,640	11,371,106	36,076,802	30,912,835	77,809,357	144,798,994	0.63	8.01
23	2,574,254	2,157,978	6,534,362	11,266,594	38,112,201	31,880,835	88,122,822	158,115,858	0.63	8.91
24	2,526,849	2,106,478	6,420,134	11,053,461	44,412,883	37,214,641	101,745,683	183,373,207	0.63	10.50
25	2,566,187	2,066,488	6,225,036	10,857,711	49,395,425	39,846,668	115,736,715	204,978,808	0.62	11.69
26	2,556,016	1,965,255	5,953,500	10,474,771	53,751,717	41,663,339	121,893,038	217,308,094	0.60	12.41
27	2,528,050	2,097,184	6,008,419	10,633,653	47,565,902	39,263,617	108,521,808	195,351,327	0.61	11.14
28	2,493,777	2,070,087	6,098,342	10,662,206	40,122,834	33,218,822	92,681,147	166,022,803	0.62	9.61

※ 昭和40年度の各水源の電力使用量・料金は、各浄水場に配分されている。

(取水電力量を含む。)

## (2) 月別電力使用量及び電力料金

月	電 力 使 用 量				電 力 料 金				給水量1m <sup>3</sup>	給水量1m <sup>3</sup>
	第一浄水場	第二浄水場	各 水 源	計	第一浄水場	第二浄水場	各 水 源	計	当たりの 電 力 量	当たりの 電力料金
4	211,357	175,029	526,052	912,438	3,544,394	2,924,405	8,193,581	14,662,380	0.64	10.25
5	205,243	170,110	552,929	928,282	3,330,771	2,836,843	8,669,774	14,837,388	0.63	10.02
6	214,617	175,868	507,552	898,037	3,539,923	2,805,218	7,728,542	14,073,683	0.62	9.76
7	209,543	171,633	493,542	874,718	3,454,591	2,787,849	7,629,482	13,871,922	0.59	9.34
8	215,594	178,748	523,987	918,329	3,512,653	2,902,854	8,383,723	14,799,230	0.65	10.43
9	211,376	174,695	530,668	916,739	3,442,526	2,836,852	8,348,930	14,628,308	0.65	10.40
10	206,228	169,234	492,215	867,677	3,241,768	2,718,230	7,537,779	13,497,777	0.59	9.19
11	211,345	174,240	522,281	907,866	3,246,004	2,677,653	7,438,150	13,361,807	0.64	9.39
12	203,817	169,485	489,935	863,237	3,198,432	2,634,622	7,101,830	12,934,884	0.58	8.71
1	206,389	176,036	526,811	909,236	3,118,192	2,707,012	7,640,660	13,465,864	0.63	9.26
2	210,379	175,202	464,610	850,191	3,395,142	2,759,752	6,912,500	13,067,394	0.64	9.80
3	187,889	159,807	467,760	815,456	3,098,438	2,627,532	7,096,196	12,822,166	0.56	8.80
計	2,493,777	2,070,087	6,098,342	10,662,206	40,122,834	33,218,822	92,681,147	166,022,803	-	-
1 か月 平 均	207,815	172,507	508,195	888,517	3,343,570	2,768,235	7,723,429	13,835,234	0.62	9.61

(取水電力量を含む。)