

## IV 統 計



# 1 取水量

## (1) 年度別取水量及び受水量

年 度	深井戸取水量			受水量 (B)	合 計 (A+B) = C	受水率 (B/C)
	第一浄水場	第二浄水場	計 (A)			
	m <sup>3</sup>	m <sup>3</sup>	m <sup>3</sup>	m <sup>3</sup>	m <sup>3</sup>	%
29	211,511	-	211,511	-	211,511	-
30	746,585	-	746,585	-	746,585	-
31	1,255,590	-	1,255,590	-	1,255,590	-
32	1,877,130	-	1,877,130	-	1,877,130	-
33	2,814,255	44,508	2,858,763	-	2,858,763	-
34	3,125,360	995,174	4,120,534	-	4,120,534	-
35	2,720,751	2,067,914	4,788,665	-	4,788,665	-
36	2,698,644	2,405,418	5,104,062	133,644	5,237,706	2.6
37	3,574,983	2,623,230	6,198,213	-	6,198,213	-
38	4,344,706	3,595,287	7,939,993	-	7,939,993	-
39	5,815,497	3,206,889	9,022,386	-	9,022,386	-
40	6,461,202	3,412,516	9,873,718	-	9,873,718	-
41	6,897,635	4,205,862	11,103,497	11,730	11,115,227	0.1
42	6,999,766	5,596,806	12,596,572	209,850	12,806,422	1.6
43	6,333,097	5,466,744	11,799,841	1,322,001	13,121,842	10.1
44	6,926,248	5,800,923	12,727,171	1,603,949	14,331,120	11.2
45	6,921,495	5,788,735	12,710,230	2,699,176	15,409,406	17.5
46	6,793,545	5,549,893	12,343,438	4,332,606	16,676,044	26.0
47	6,461,885	5,516,918	11,978,803	4,959,414	16,938,217	29.3
48	5,659,201	5,102,068	10,761,269	6,273,802	17,035,071	36.8
49	6,018,804	4,896,900	10,915,704	6,204,294	17,119,998	36.2
50	6,165,913	4,747,549	10,913,462	7,297,544	18,211,006	40.1
51	5,731,123	4,813,940	10,545,063	7,375,319	17,920,382	41.2
52	5,759,629	4,805,244	10,564,873	8,182,714	18,747,587	43.6
53	6,232,423	4,594,920	10,827,343	7,612,500	18,439,843	41.3
54	6,430,195	4,524,988	10,955,183	6,917,600	17,872,783	38.7
55	6,141,166	4,519,909	10,661,075	7,447,300	18,108,375	41.1
56	6,137,379	4,830,030	10,967,409	7,191,300	18,158,709	39.6
57	5,882,092	5,129,436	11,011,528	7,082,800	18,094,328	39.1
58	5,870,702	4,982,508	10,853,210	7,692,900	18,546,110	41.5
59	5,829,047	4,855,883	10,684,930	7,783,700	18,468,630	42.1
60	5,956,870	4,928,574	10,885,444	7,872,000	18,757,444	42.0
61	5,989,065	5,007,140	10,996,205	7,777,500	18,773,705	41.4
62	6,008,052	5,169,800	11,177,852	7,625,600	18,803,452	40.6
63	6,217,963	5,025,067	11,243,030	7,858,600	19,101,630	41.1
元	6,539,158	4,842,074	11,381,232	8,373,100	19,754,332	42.4
2	6,707,263	4,749,551	11,456,814	8,473,000	19,929,814	42.5
3	6,445,480	4,943,903	11,389,383	8,983,000	20,372,383	44.1
4	6,310,893	5,060,547	11,371,440	8,623,000	19,994,440	43.1
5	6,435,896	5,186,595	11,622,491	8,071,200	19,693,691	41.0

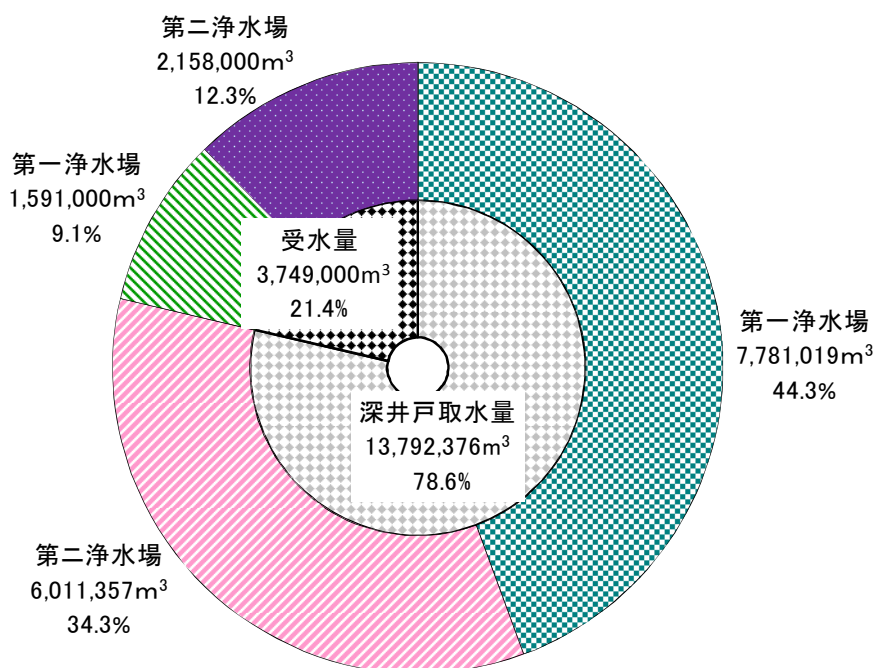
年 度	深井戸取水量			受水量 (B)	合 計 (A+B) = C	受水率 (B/C)
	第一浄水場	第二浄水場	計 (A)			
	m <sup>3</sup>	m <sup>3</sup>	m <sup>3</sup>	m <sup>3</sup>	m <sup>3</sup>	%
6	6,823,466	5,095,661	11,919,127	7,537,500	19,456,627	38.7
7	7,263,665	4,850,774	12,114,439	7,552,000	19,666,439	38.4
8	7,079,524	4,834,040	11,913,564	7,451,100	19,364,664	38.5
9	7,030,829	4,864,399	11,895,228	7,383,000	19,278,228	38.3
10	6,958,428	4,940,360	11,898,788	7,250,000	19,148,788	37.9
11	7,090,698	5,062,973	12,153,671	7,230,900	19,384,571	37.3
12	6,894,979	5,140,027	12,035,006	7,263,100	19,298,106	37.6
13	6,635,184	5,108,729	11,743,913	7,466,300	19,210,213	38.9
14	7,427,707	5,447,053	12,874,760	6,619,700	19,494,460	34.0
15	7,491,313	5,597,395	13,088,708	6,068,400	19,157,108	31.7
16	7,638,897	5,920,454	13,559,351	5,434,500	18,993,851	28.6
17	7,580,618	6,041,662	13,622,280	5,290,600	18,912,880	28.0
18	7,556,913	5,864,678	13,421,591	5,853,200	19,274,791	30.4
19	7,679,018	5,939,225	13,618,243	5,205,300	18,823,543	27.7
20	7,742,201	5,528,780	13,270,981	4,980,100	18,251,081	27.3
21	7,676,091	7,100,039	14,776,130	3,399,400	18,175,530	18.7
22	7,624,023	6,695,975	14,319,998	3,762,100	18,082,098	20.8
23	7,866,075	6,483,095	14,349,170	3,397,900	17,747,070	19.1
24	7,914,962	5,976,461	13,891,423	3,566,500	17,457,923	20.4
25	8,032,392	5,867,896	13,900,288	3,627,700	17,527,988	20.7
26	7,879,899	5,692,913	13,572,812	3,939,500	17,512,312	22.5
27	7,781,019	6,011,357	13,792,376	3,749,000	17,541,376	21.4

※ 昭和41年度以降の受水は、東京都から

(2) 月別取水量及び受水量

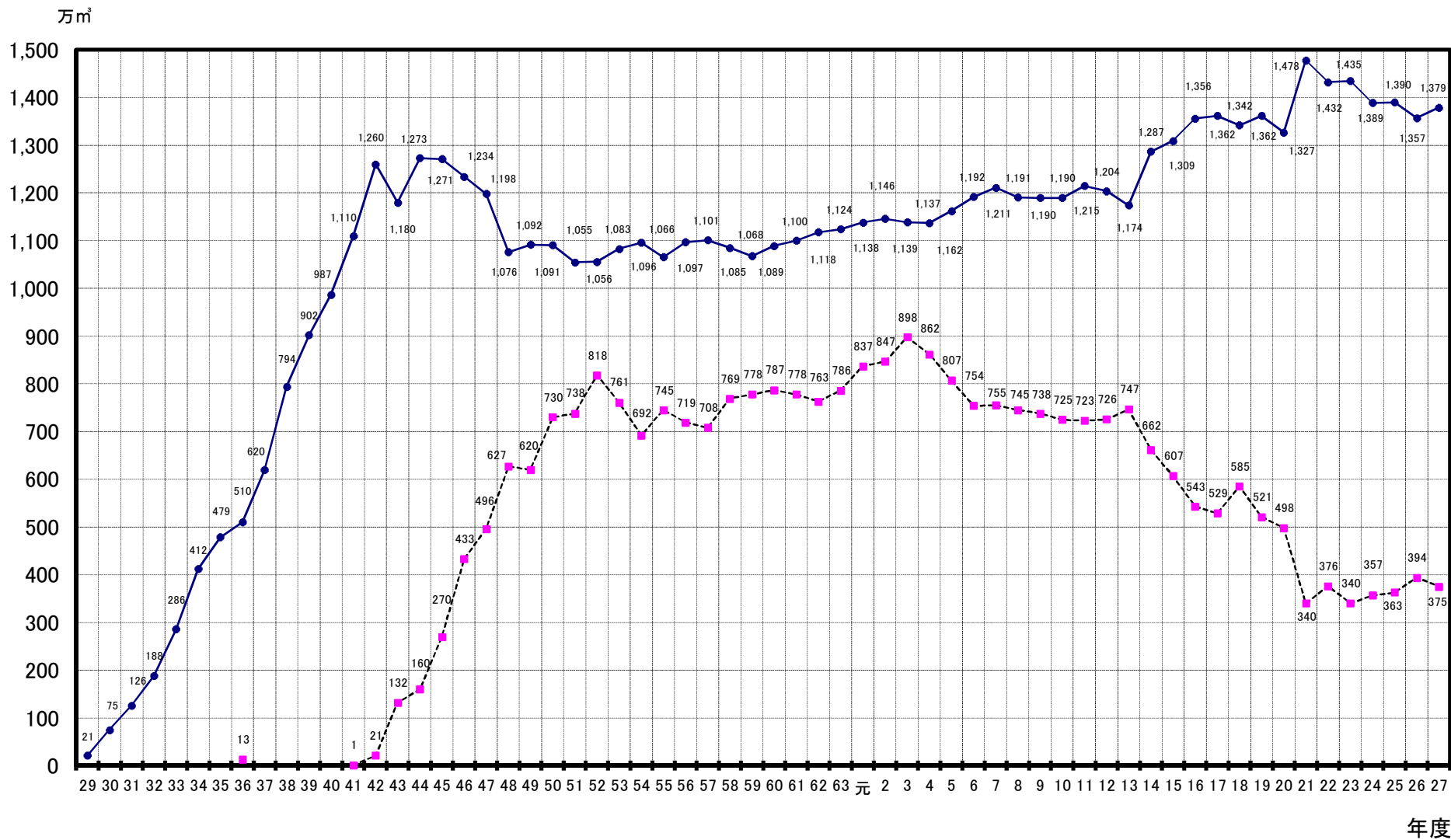
月	深井戸取水量			受水量			合計 (A+B) = C	受水率 (B/C)
	第一浄水場	第二浄水場	計 (A)	第一浄水場	第二浄水場	(B)		
	m <sup>3</sup>	m <sup>3</sup>	m <sup>3</sup>	m <sup>3</sup>	m <sup>3</sup>	m <sup>3</sup>	m <sup>3</sup>	%
4	656,892	485,064	1,141,956	116,200	184,900	301,100	1,443,056	20.9
5	672,874	515,979	1,188,853	125,100	179,600	304,700	1,493,553	20.4
6	650,557	469,221	1,119,778	119,200	207,700	326,900	1,446,678	22.6
7	668,658	476,701	1,145,359	144,700	229,700	374,400	1,519,759	24.6
8	667,315	510,254	1,177,569	112,300	168,700	281,000	1,458,569	19.3
9	643,123	494,882	1,138,005	119,800	171,400	291,200	1,429,205	20.4
10	662,311	499,711	1,162,022	135,000	201,400	336,400	1,498,422	22.5
11	638,415	467,762	1,106,177	129,400	207,300	336,700	1,442,877	23.3
12	659,646	529,082	1,188,728	146,800	169,300	316,100	1,504,828	21.0
1	628,887	528,861	1,157,748	154,300	153,100	307,400	1,465,148	21.0
2	575,627	500,784	1,076,411	160,600	140,500	301,100	1,377,511	21.9
3	656,714	533,056	1,189,770	127,600	144,400	272,000	1,461,770	18.6
計	7,781,019	6,011,357	13,792,376	1,591,000	2,158,000	3,749,000	17,541,376	21.4
1 か月 平均	648,418	500,946	1,149,365	132,583	179,833	312,417	1,461,781	21.4
1 日 平均	21,260	16,424	37,684	4,347	5,896	10,243	47,927	21.4

(3) 取水量及び受水量内訳



(4) 取水量及び受水量の推移

—●— 深井戸取水量    - - -■- - 東京都からの受水量



## 2 給水量

### (1) 年度別給水量

年度	給水量			有収水量	無収水量 無効水量	有収率	1日平均	1日最大	1人1日平均 給水量
	第一浄水場	第二浄水場	計						
	m <sup>3</sup>	m <sup>3</sup>	m <sup>3</sup>	m <sup>3</sup>	m <sup>3</sup>	%	m <sup>3</sup>	m <sup>3</sup>	ℓ
29	177,209	0	177,209	66,569	110,640	37.6	486	-	91
30	676,334	0	676,334	643,258	33,076	95.1	1,848	2,902	76
31	1,253,224	0	1,253,224	1,153,432	99,792	92.0	3,433	4,704	109
32	1,876,991	0	1,876,991	1,845,344	31,647	98.3	5,142	7,008	106
33	2,814,104	37,195	2,851,299	2,658,059	193,240	93.2	7,812	11,090	127
34	3,123,936	994,839	4,118,775	3,622,900	495,875	88.0	11,253	15,157	141
35	2,720,402	2,061,718	4,782,120	4,312,746	469,374	90.2	13,102	17,365	178
36	2,693,825	2,534,013	5,227,838	4,791,883	435,955	91.7	14,323	16,655	175
37	3,573,430	2,623,049	6,196,479	5,861,504	334,975	94.6	16,977	23,072	169
38	4,344,273	3,594,863	7,939,136	6,991,945	947,191	88.1	21,692	31,376	200
39	5,813,593	3,206,374	9,019,967	7,324,747	1,695,220	81.2	24,712	33,276	218
40	6,459,092	3,411,349	9,870,441	8,142,469	1,727,972	82.5	27,042	34,557	228
41	6,894,189	4,195,833	11,090,022	9,072,993	2,017,029	81.8	30,384	38,041	244
42	6,985,807	5,786,239	12,772,046	9,921,316	2,850,730	77.7	34,896	44,820	269
43	7,165,067	5,926,550	13,091,617	10,698,248	2,393,369	81.7	35,867	48,574	270
44	7,754,345	6,570,732	14,325,077	11,898,089	2,426,988	83.1	39,247	50,829	290
45	8,633,729	6,773,406	15,407,135	13,167,740	2,239,395	85.5	42,211	56,727	310
46	9,884,438	6,779,977	16,664,415	14,356,898	2,307,517	86.2	45,531	59,114	334
47	9,902,671	7,028,778	16,931,449	14,892,725	2,038,724	88.0	46,388	57,248	345
48	10,744,849	6,288,111	17,032,960	15,108,981	1,923,979	88.7	46,666	60,703	348
49	11,015,320	6,110,586	17,125,906	15,276,370	1,849,536	89.2	46,920	57,706	352
50	11,827,715	6,372,874	18,200,589	16,443,499	1,757,090	90.3	49,728	62,815	373
51	11,175,917	6,735,332	17,911,249	15,865,553	2,045,696	88.6	49,072	60,389	371
52	11,445,356	7,294,481	18,739,837	16,267,523	2,472,314	86.8	51,342	64,564	386
53	11,161,957	7,239,245	18,401,202	16,346,782	2,054,420	88.8	50,414	66,569	377
54	10,353,839	7,505,238	17,859,077	16,101,026	1,758,051	90.2	48,795	61,808	369
55	10,368,305	7,727,120	18,095,425	15,689,865	2,405,560	86.7	49,577	58,287	377
56	10,741,113	7,408,596	18,149,709	16,063,090	2,086,619	88.5	49,725	63,083	377

年度	給 水 量			有収水量	無収水量 無効水量	有収率	1日平均	1日最大	1人1日平均 給水量
	第一浄水場	第二浄水場	計						
	m <sup>3</sup>	m <sup>3</sup>	m <sup>3</sup>	m <sup>3</sup>	m <sup>3</sup>	%	m <sup>3</sup>	m <sup>3</sup>	ℓ
57	10,813,218	7,251,680	18,064,898	16,180,649	1,884,249	89.6	49,493	59,387	374
58	11,208,609	7,326,813	18,535,422	16,662,272	1,873,150	89.9	50,643	60,512	379
59	10,943,300	7,520,341	18,463,641	16,973,847	1,489,794	91.9	50,585	62,344	377
60	11,134,981	7,619,409	18,754,390	16,960,746	1,793,644	90.4	51,382	61,584	380
61	11,385,824	7,387,073	18,772,897	17,266,594	1,506,303	91.9	51,433	62,764	379
62	10,982,060	7,820,384	18,802,444	16,904,810	1,897,634	89.9	51,373	68,178	380
63	11,328,511	7,771,551	19,100,062	17,554,856	1,545,206	91.9	52,329	62,773	389
元	11,750,800	8,003,415	19,754,215	17,948,186	1,806,029	90.9	54,121	62,404	402
2	11,704,283	8,222,289	19,926,572	18,062,315	1,864,257	90.6	54,593	64,013	406
3	11,877,946	8,493,017	20,370,963	18,335,863	2,035,100	90.0	55,658	64,117	416
4	11,727,368	8,264,174	19,991,542	18,357,380	1,634,162	91.8	54,771	65,457	413
5	11,456,731	8,237,578	19,694,309	18,210,969	1,483,340	92.5	53,957	62,961	403
6	11,041,930	8,417,290	19,459,220	17,967,415	1,491,805	92.3	53,313	63,622	402
7	11,406,814	8,257,253	19,664,067	17,980,132	1,683,935	91.4	53,727	61,767	406
8	11,031,478	8,332,061	19,363,539	17,635,674	1,727,865	91.1	53,051	60,538	402
9	10,771,473	8,501,622	19,273,095	17,713,968	1,559,127	91.9	52,803	61,896	397
10	10,701,091	8,447,756	19,148,847	17,715,012	1,433,835	92.5	52,463	60,395	396
11	10,957,914	8,421,220	19,379,134	17,991,856	1,387,278	92.8	52,948	59,172	398
12	10,911,140	8,364,217	19,275,357	17,880,892	1,394,465	92.8	52,809	59,455	396
13	10,799,017	8,411,060	19,210,077	17,769,575	1,440,502	92.5	52,630	60,030	393
14	11,069,486	8,423,606	19,493,092	17,796,686	1,696,406	91.3	53,406	59,932	399
15	10,598,683	8,549,961	19,148,644	17,641,265	1,507,379	92.1	52,319	59,831	392
16	10,343,254	8,646,696	18,989,950	17,748,735	1,241,215	93.5	52,027	57,896	386
17	10,314,018	8,598,862	18,912,880	17,733,693	1,179,187	93.8	51,816	57,201	380
18	10,699,413	8,575,378	19,274,791	17,721,385	1,553,406	91.9	52,808	65,559	387
19	10,492,618	8,330,925	18,823,543	17,744,958	1,078,585	94.3	51,430	56,588	376
20	9,609,701	8,641,380	18,251,081	17,400,634	850,447	95.3	50,003	55,359	365
21	9,369,191	8,806,339	18,175,530	17,297,090	878,440	95.2	49,796	55,662	362
22	9,375,423	8,706,675	18,082,098	17,282,301	799,797	95.6	49,540	55,116	358
23	9,355,675	8,391,395	17,747,070	16,890,047	857,023	95.2	48,489	53,481	351
24	9,192,062	8,265,861	17,457,923	16,827,470	630,453	96.4	47,830	51,690	343
25	9,452,692	8,075,296	17,527,988	16,772,328	755,660	95.7	48,022	52,801	339
26	9,529,699	7,982,613	17,512,312	16,674,191	838,121	95.2	47,979	52,577	336
27	9,372,019	8,169,357	17,541,376	16,721,283	820,093	95.3	47,927	53,097	334



## (2) 月別給水量

月	第一浄水場 a	第二浄水場 b	給水量 c (a + b)	有収水量 <sup>注1</sup> d (c - e)	無収水量 <sup>注2</sup> 無効水量 <sup>注3</sup> e	有収率	1日平均	1日最大	気温 <sup>注4</sup> (午後3時)
	m <sup>3</sup>	m <sup>3</sup>	m <sup>3</sup>	m <sup>3</sup>	m <sup>3</sup>	%	m <sup>3</sup>	m <sup>3</sup>	℃
4	773,092	669,964	1,443,056	1,482,041	△ 38,985	102.7	48,102	12日 51,094	18.3
5	797,974	695,579	1,493,553	1,252,700	240,853	83.9	48,179	10日 51,855	25.4
6	769,757	676,921	1,446,678	1,561,630	△ 114,952	107.9	48,223	28日 52,245	30.0
7	813,358	706,401	1,519,759	1,234,088	285,671	81.2	49,024	11日 53,097	33.1
8	779,615	678,954	1,458,569	1,609,718	△ 151,149	110.4	47,051	1日 50,745	36.9
9	762,923	666,282	1,429,205	1,252,400	176,805	87.6	47,640	12日 51,033	29.7
10	797,311	701,111	1,498,422	1,521,271	△ 22,849	101.5	48,336	12日 50,958	22.8
11	767,815	675,062	1,442,877	1,245,426	197,451	86.3	48,096	3日 51,171	20.2
12	806,446	698,382	1,504,828	1,531,463	△ 26,635	101.8	48,543	20日 51,383	10.7
1	783,187	681,961	1,465,148	1,233,066	232,082	84.2	47,263	31日 51,581	10.8
2	736,227	641,284	1,377,511	1,574,534	△ 197,023	114.3	47,500	28日 49,764	13.0
3	784,314	677,456	1,461,770	1,222,946	238,824	83.7	47,154	27日 49,093	15.2
計	9,372,019	8,169,357	17,541,376	16,721,283	820,093	95.3	47,927	7月11日 53,097	-
1か月 平均	781,002	680,780	1,461,781	1,393,440	68,341	95.3	-	-	-

※ 有収水量が給水量を超過しているのは、検針期間と給水期間との差による。

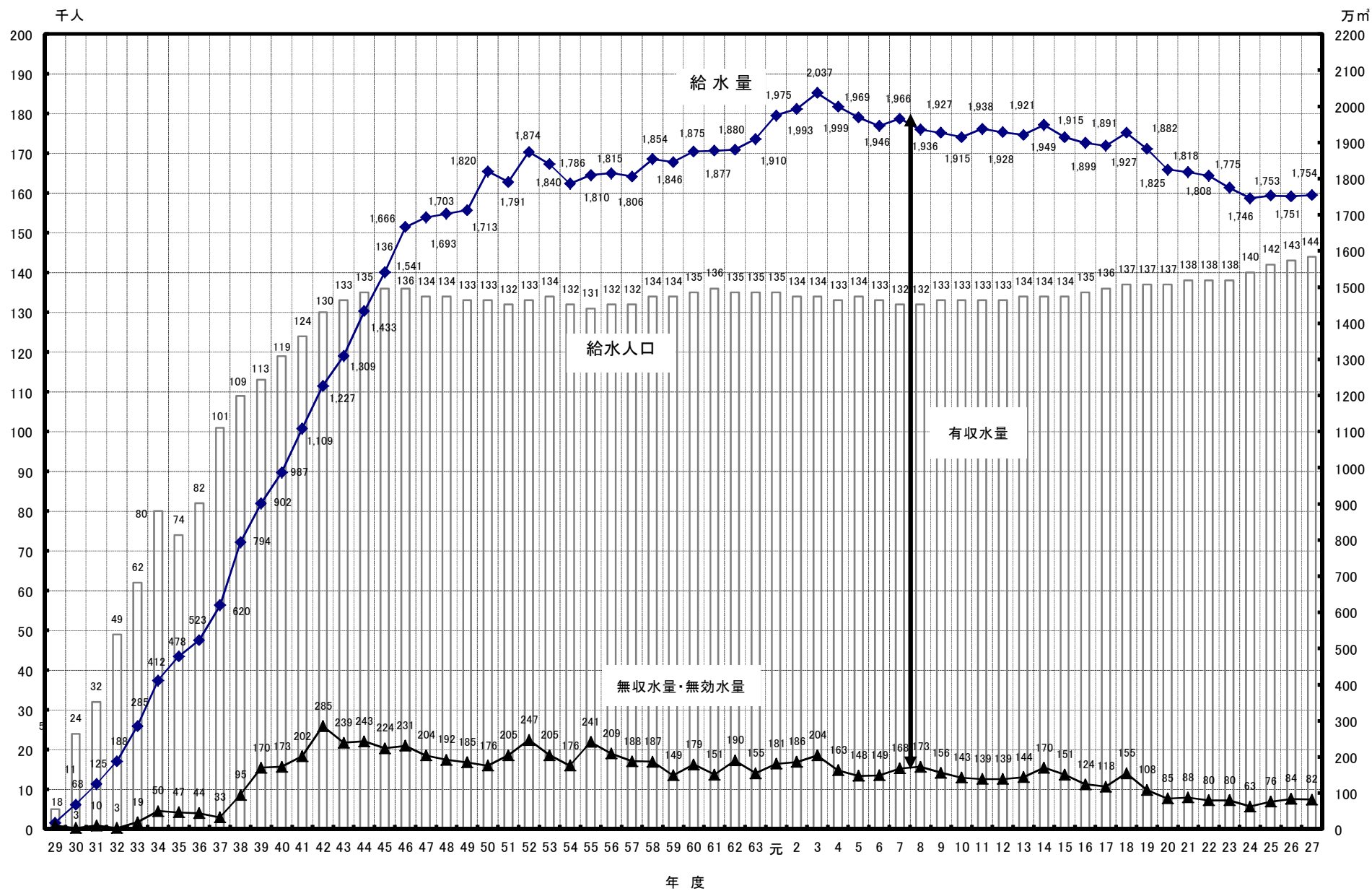
注1 有収水量 料金徴収の対象となった水量

注2 無収水量 給水量のうち料金徴収の対象とならなかった水量（メータ不感水量、事業用水量等）

注3 無効水量 給水量のうち損失とみられる水量（配水本支管、メータより上流部での給水管からの漏水量、調定減額水量、他に起因する水道施設の損傷等）

注4 気温 最大給水量を記録した日の午後3時の気温

(3) 給水人口と給水量の推移



### 3 電力使用量及び電力料金

(1) 年度別電力使用量及び電力料金

年度	電 力 使 用 量				電 力 料 金				給水量1m <sup>3</sup>	給水量1m <sup>3</sup>
	第一浄水場	第二浄水場	各 水 源	計	第一浄水場	第二浄水場	各 水 源	計	当たりの 電 力 量	当たりの 電 力 料 金
	KWH	KWH	KWH	KWH	円	円	円	円	KWH/m <sup>3</sup>	円/m <sup>3</sup>
40	3,478,036	1,854,724	—	5,332,760	16,402,653	9,505,340	—	25,907,993	0.54	1.43
45	2,167,803	1,841,832	5,681,296	9,690,931	9,293,494	7,542,951	23,781,726	40,618,171	0.63	2.17
50	2,627,528	1,887,720	5,694,482	10,209,730	22,244,826	15,975,476	48,166,130	86,386,432	0.56	4.37
55	2,320,096	1,952,971	5,609,626	9,882,693	37,626,918	31,676,732	88,472,725	157,776,375	0.55	7.92
60	2,381,089	1,723,017	5,775,134	9,879,240	39,392,135	30,479,985	92,905,372	162,777,492	0.53	7.99
元	2,229,717	1,824,366	6,150,232	10,204,315	31,586,863	25,517,643	80,436,290	137,540,796	0.52	6.96
2	2,441,893	1,864,062	6,081,927	10,387,882	34,318,397	26,223,263	79,773,044	140,314,704	0.52	7.04
3	2,256,714	1,921,020	5,984,942	10,162,676	31,491,599	26,819,814	78,100,682	136,412,095	0.50	6.70
4	2,316,114	1,886,820	5,996,082	10,199,016	31,671,572	26,539,446	78,714,117	136,925,135	0.51	6.85
5	2,313,546	1,916,760	6,048,415	10,278,721	31,552,801	26,610,650	78,370,966	136,534,417	0.52	6.93
6	2,248,494	2,022,930	6,116,905	10,388,329	30,364,279	27,289,822	78,006,771	135,660,872	0.53	6.97
7	2,209,662	2,002,590	6,019,231	10,231,483	29,564,981	26,936,064	76,016,902	132,517,947	0.52	6.74
8	2,204,298	2,005,320	5,883,058	10,092,676	29,454,623	26,723,632	74,273,667	130,451,922	0.52	6.74
9	2,343,054	2,031,816	5,774,564	10,149,434	32,630,163	28,301,079	76,871,103	137,802,345	0.53	7.15
10	2,357,394	2,057,928	5,703,592	10,118,914	30,941,957	27,005,204	71,905,773	129,852,934	0.53	6.78
11	2,455,452	2,088,840	5,732,907	10,277,199	31,257,929	26,741,474	70,197,590	128,196,993	0.53	6.62
12	2,959,854	2,104,464	5,680,400	10,744,718	38,421,928	27,852,614	72,086,431	138,360,973	0.56	7.18
13	2,872,182	2,425,319	5,504,614	10,802,115	38,591,468	32,299,019	70,752,855	141,643,342	0.56	7.37
14	2,849,748	2,528,454	5,958,042	11,336,244	37,056,745	31,676,544	66,183,719	134,917,008	0.57	6.92
15	2,917,122	2,445,984	5,854,018	11,217,124	37,921,981	31,276,077	70,189,152	139,387,210	0.59	7.28
16	2,849,748	2,528,454	5,958,042	11,336,244	36,605,986	31,416,003	69,023,098	137,045,087	0.60	7.22
17	2,857,590	2,509,296	6,165,438	11,532,324	37,330,254	31,743,955	71,852,610	140,926,819	0.61	7.45
18	2,887,566	2,476,224	6,147,968	11,511,758	39,453,833	33,690,697	75,131,852	148,276,382	0.60	7.69
19	2,868,900	2,431,488	6,197,502	11,497,890	39,803,960	33,474,589	77,471,963	150,750,512	0.61	8.01
20	2,740,596	2,447,298	5,842,932	11,030,826	42,785,124	38,019,375	82,407,993	163,212,492	0.60	8.96
21	2,688,652	2,328,258	6,475,066	11,491,976	34,952,607	30,140,039	77,664,643	142,757,289	0.63	7.86
22	2,679,294	2,303,172	6,388,640	11,371,106	36,076,802	30,912,835	77,809,357	144,798,994	0.63	8.01
23	2,574,254	2,157,978	6,534,362	11,266,594	38,112,201	31,880,835	88,122,822	158,115,858	0.63	8.91
24	2,526,849	2,106,478	6,420,134	11,053,461	44,412,883	37,214,641	101,745,683	183,373,207	0.63	10.50
25	2,566,187	2,066,488	6,225,036	10,857,711	49,395,425	39,846,668	115,736,715	204,978,808	0.62	11.69
26	2,556,016	1,965,255	5,953,500	10,474,771	53,751,717	41,663,339	121,893,038	217,308,094	0.60	12.41
27	2,528,050	2,097,184	6,008,419	10,633,653	47,565,902	39,263,617	108,521,808	195,351,327	0.61	11.14

※ 昭和40年度の各水源の電力使用量・料金は、各浄水場に配分されている。

(取水電力量を含む。)

## (2) 月別電力使用量及び電力料金

月	電力使用量				電力料金				給水量1m <sup>3</sup>	給水量1m <sup>3</sup>
	第一浄水場	第二浄水場	各水源	計	第一浄水場	第二浄水場	各水源	計	当たりの 電力量	当たりの 電力料金
4	213,293	174,844	535,490	923,627	4,505,834	3,687,317	10,776,386	18,969,537	0.64	13.15
5	207,980	170,082	507,009	885,071	4,261,171	3,563,252	10,271,564	18,095,987	0.59	12.12
6	217,012	180,125	500,898	898,035	4,396,902	3,550,989	9,674,614	17,622,505	0.62	12.18
7	209,414	172,792	474,311	856,517	4,124,596	3,354,673	8,933,463	16,412,732	0.56	10.80
8	228,675	182,101	484,366	895,142	4,376,289	3,511,234	9,266,502	17,154,025	0.61	11.76
9	214,256	181,279	505,610	901,145	4,044,167	3,369,873	9,260,151	16,674,191	0.63	11.67
10	208,256	172,139	520,011	900,406	3,757,906	3,130,649	9,165,867	16,054,422	0.60	10.71
11	213,151	176,145	463,633	852,929	3,765,516	3,121,259	7,852,997	14,739,772	0.59	10.22
12	205,142	167,036	487,088	859,266	3,687,143	2,977,215	8,214,166	14,878,524	0.57	9.89
1	208,149	177,812	538,953	924,914	3,622,094	3,083,942	8,942,996	15,649,032	0.63	10.68
2	209,803	176,528	495,615	881,946	3,663,701	3,044,748	8,167,075	14,875,524	0.64	10.80
3	192,919	166,301	495,435	854,655	3,360,583	2,868,466	7,996,027	14,225,076	0.58	9.73
計	2,528,050	2,097,184	6,008,419	10,633,653	47,565,902	39,263,617	108,521,808	195,351,327	-	-
1か月 平均	210,671	174,765	500,702	886,138	3,963,825	3,271,968	9,043,484	16,279,277	0.61	11.14

(取水電力量を含む。)